



STERIS
5960 Heisley Road
Mentor, OH 44060-1834 – USA
Customer Service: +1 800-548-4873
Fax: 440-639-4495
www.steris.com

www.steris.com

©2022 STERIS Endoscopy. All Rights Reserved.

Unless otherwise indicated, all marks denoted with © or ™ are registered with the U.S. Patent and Trademark Office, or are trademarks owned by STERIS or its affiliates.

Follow us:    

2022

New and Featured Products

 **STERIS**

Endoscopy

At **STERIS Endoscopy** our mission is to provide our Customers with innovative products to better diagnose, prevent, and treat disease of the gastrointestinal tract.

Through collaboration and research & development, our portfolio delivers **advanced technologies in therapeutic endoscopy** improving patient care everyday.

From advanced polypectomy and GI emergency devices, to procedural infection prevention solutions we are continuously developing **new innovations and technologies.**

Check out our latest offerings...



 **STERIS**
Endoscopy



SCAN to
Learn More



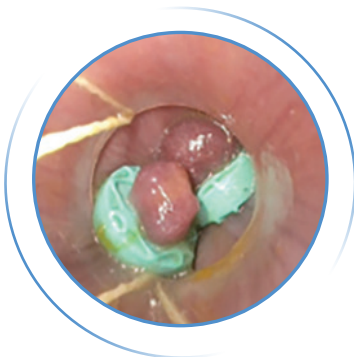
SmartBand®
Multi-Band Ligation System

ADDRESSING CLINICAL CHALLENGES

SmartBand® multi-band ligation system

The **SmartBand multi-band ligation system** is used to endoscopically ligate esophageal varices at or above the gastroesophageal junction and to ligate internal hemorrhoids.

- » “Tire tread” band design enables maximum tissue compression and gripping force¹
- » Two options: the SLK6 made with latex, and the SLK6LF, which is not made with natural rubber latex
- » Manufactured and packaged for 24-month shelf life¹



Bands deployed in live
porcine model

Features a universal connector
that attaches the handle to the
endoscope and is compatible with
multiple endoscope styles

Offers a 10FR inner diameter
handle stem that enhances
suction capabilities

Includes 6 backloaded bands on a clear,
smooth barrel for optimal visualization



1. Testing data is on file

ACHIEVE HEMOSTASIS



SCAN to
Learn More

Carr-Locke injection needle

Designed to operate in the most tortuous conditions, the **Carr-Locke needle** is ideal for injection therapy of esophageal/gastric strictures, varices, and for endoscopic mucosal resection.

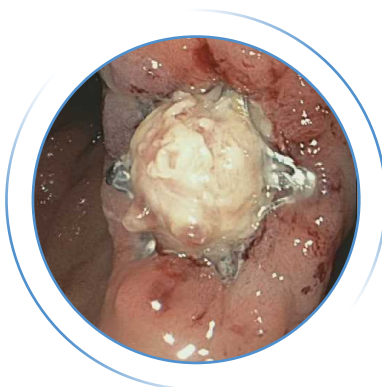
- » Stainless steel, spring sheath to help minimize kinking
- » Ultra smooth distal hub is gentle on friable tissue, aids in tamponade and reduces the risk of sheath perforations
- » Spring-loaded handle automatically retracts the needle



Padlock Clip® defect closure system

The over-the-scope **Padlock Clip defect closure system** is effective in “difficult” scenarios¹ – 6 prongs gather, lift, and approximate tissue offering full circumferential closure.

- » One clip design for applications including hemostasis and closure of polyp resection sites <1.5cm and GI tract luminal perforations <20mm
- » Provides an open and free instrument channel for unhindered endoscope suction
- » Allows for “push of the thumb” deployment



CARR-locke
trusted performance



PADLOCK CLIP
defect closure system

OPTIMAL PERFORMANCE



SCAN to
Learn More

Roth Net® retriever – select

The **Roth Net retriever – select** offers the trusted security of a net that fully encompasses foreign bodies or tissue specimens from the gastrointestinal tract.

- » Reinforced net weave design provides durability and strength
- » Netting allows for visibility throughout the procedure


Offers consistent performance
even in retroflexed or
torturous positions



Roth Net® Platinum® retriever – universal

The **Roth Net Platinum retriever – universal** is a large capacity net with a stiff octagonal snare that can address a variety of retrieval needs such as retrieving heavy coins or large polyps. This retrieval net also aids in the removal of food impactions.

- » Ergonomic retrieval net with a flat wire design opens to maximum capacity while maintaining its form within the lumen
- » Monofilament stiff wire helps to get around food bolus in the esophagus or to collect blunt foreign bodies in the stomach

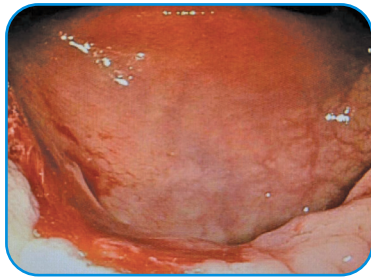


RESECT AND COLLECT

CoinTip™ snare

Not all snares offer the same recruitment, resection, and performance. The innovative **CoinTip snare** supports hot and cold resection with design features and leverages the benefits of different snare sizes to support precise cutting capabilities.

- » Distal tip flattened to 0.25mm which is achieved by the manufacturing process of “coining”
- » Double catheter that includes an internal strain relief for added support to reduce the chance of buckling during resection



Clean resection site with the CoinTip snare*

eTrap® polyp trap

Inspired by input from nurses, the **eTrap polyp trap** allows for retrieval of multiple specimens, while safeguarding clinicians from unnecessary exposure to biomaterial.



- » Removable specimen strainers provide little or no biomaterial exposure
- » Collect multiple polyps with uninterrupted suction
- » Simple transport and preservation of specimen



SCAN to Learn More



SCAN to Learn More



COMPLETE RESECTION

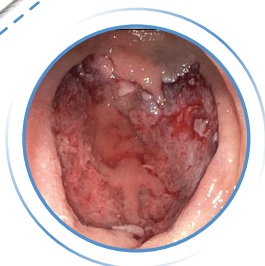
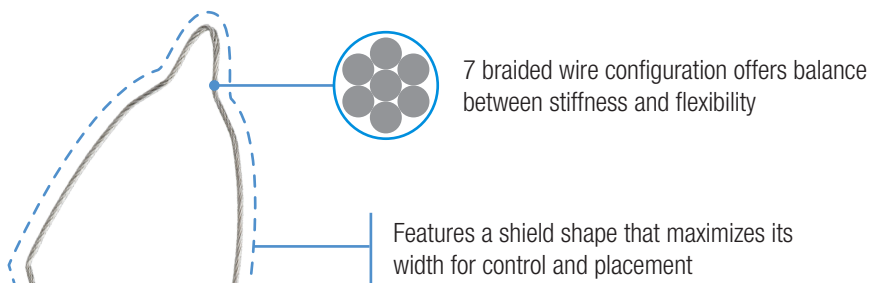


SCAN to Learn More

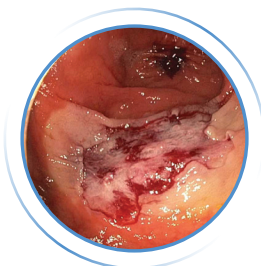
Exacto® cold snare

As a dedicated cold snare, the **Exacto cold snare** is clinically proven to achieve a significantly higher rate of complete resection when using the cold snare polypectomy technique.^{1,2} The design offers control and placement for a precise, clean cut when compared to traditional braided snares.

- » 9mm mini snare size that facilitates polyp tissue resection without use of cautery
- » Enables a clean cut with a thin wire design (0.012"/0.30mm) while maintaining its shape and stiffness
- » Offers a thin, stiff catheter that decreases buckling while aiding in placement



Resection of peri-appendiceal lateral spreading tumor showing tubular adenoma



Clean margins after resection of 40x20mm tumor showing tubulovillous adenoma with focal high grade dysplasia



1. Horiuchi A, Hosoi K. "Perspective, randomized comparison of 2 methods of cold snare polypectomy for small colorectal polyps." *Gastrointestinal Endoscopy* (2015): 1-7

2. Din S, Ball A. "Cold snare polypectomy: Does snare type influence outcomes?" *Digestive Endoscopy* (2015): 1-6

Histoguide



SCAN to
Learn More

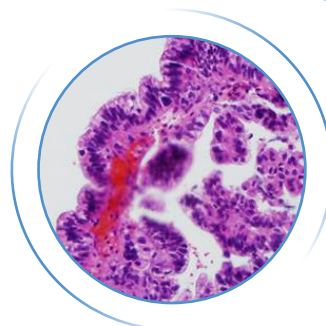



MULTI-MODALITY SAMPLING

Histoguide® wire-guided forceps and Infinity® ERCP sampling device

The **Histoguide wire-guided forceps** and the clinically proven **Infinity ERCP sampling device** are ideal companions. Pairing the two devices for a two-tiered, multi-modality sampling approach may help improve diagnostic capabilities and lead to increased sensitivity during ERCP procedures to aid in more accurate diagnosis.¹

- » The Histoguide forceps' wire-guide provides access, control, positioning and maneuverability in acquiring a substantial amount of tissue needed for stricture diagnosis in the biliary tree
- » The Infinity ERCP sampling device is purpose-built for collecting substantial and quality samples from strictures in the biliary duct and has been proven to deliver a diagnostic sensitivity of up to 85% ²



Diagnosis
achieved with
the Infinity ERCP
sampling device

1. Korc, P and Sherman, S. "ERCP tissue sampling." GIE Journal 2016; 84 (4)L 557-571.

2. T.Barrioz, M Wangermex, P.Levillain, M. Beauchant. The Infinity® brush improves the results of brush cytology for malignant biliary strictures. Societe Nationale Francaise de Gastro-Energie (SNFGE). [25-4-2013 10:13:01]

RELIABLE SAMPLING



SCAN to
Learn More

Moray[®] micro forceps

The **Moray micro forceps** is designed to acquire reliable tissue samples from pancreatic cysts, helping lead to a more definitive diagnosis and targeted therapy.¹

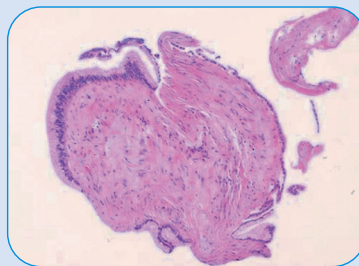
- » The Moray device, small enough to fit through most 19G FNA needles, has 4.3mm diameter serrated jaws allowing for tissue recruitment when sampling pancreatic cysts²
- » Stainless-steel spring sheath allows flexibility of use in tortuous positions demanded by the procedure, permitting clinicians to sample at multiple angles

Helping to lead to a more definitive diagnosis:

Samples collected with the Moray micro forceps provided a diagnosis in 75% of patients vs. cytology, which provided a diagnosis in 15.9% of patients.¹



EUS view of Moray micro forceps tissue acquisition³



Microscopic view of mucinous epithelium³

 **moray**
micro forceps



1. Study data on file at STERIS Endoscopy
2. DiMaio, Christopher, MD, et al. Impact of EUS-guided micro forceps biopsy sampling and needle-based confocal laser endomicroscopy on the diagnostic yield and clinical management of pancreatic cystic lesions. *Gastrointestinal Endoscopy*. Volume 91, No. 5 : 2020.
3. Pham, Khanh Do-Cong, Case Report Series 4 – Moray micro forceps. Data on file at STERIS Endoscopy.

STRENGTH AND PRECISION

Raptor® grasping devices

The **Raptor grasping devices** offer versatility for retrieving stents and a variety of foreign bodies including safety pins, needles etc.

Raptor™ disposable grasping forceps

- » Offers full 360-degree rotation to aid in grasping tissue, stone, stents or foreign bodies within the GI tract
- » No external arm mechanisms providing ability to pull jaws closer to the endoscope upon extubation

Raptor grasping device

- » Combines alligator and rat tooth grasper capabilities into one device, increasing gripping ability
- » Flexible distal catheter operates in a retroflexed position and in side-viewing endoscopes

Raptor grasping device - mini:

- » Features a smaller hybrid jaw and catheter option for tight or torqued positions
- » Specially designed for procedures requiring an ultra-slim endoscope



SCAN to
Learn More



Product Chart

Product Number	Description	Units/Box
BX00711110	CoinTip snare	10
BX00711176	Raptor disposable grasping forceps	5
BX00711177	Raptor grasping device	5
BX00711178	Raptor grasping device - mini	5
BX00711169	Roth Net Retriever - select (sterile)	10
BX00711170	Roth Net Retriever - select	5
C910001	Padlock Clip defect closure system	1
C913131	Padlock Clip Pro-Select® defect closure system	1
BX00711115	Exacto cold snare	10
BX00711094	Exacto cold snare	20
BX00711095	Exacto cold snare	50
BX00711099	eTrap polyp trap	25
BX00711660	Histoguide wire-guided forceps	5
BX00711652	Infinity ERCP sampling device	5
BX00711653	Infinity ERCP sampling device	5
BX00711811	Carr Locke injection needle 25GA	5
BX00711812	Carr Locke injection needle 23GA	5
BX00711813	Carr Locke injection needle 25GA	5
BX00711814	Carr Locke injection needle 23GA	5
BX00711822	Carr Locke injection needle 25GA	5
BX00711823	Carr Locke injection needle 25GA	10
BX00711824	Carr Locke injection needle 23GA	10
BX00711889	Moray micro forceps	3
BX00715050	Roth Net Platinum retriever - universal	5
SLK6*	SmartBand multi-band ligation kit	1
SLK6LF**	SmartBand SafeGrip multi-band ligation kit	1
SLP6*	SmartBand multi-band ligation pack	1
SLP6LF**	SmartBand SafeGrip multi-band ligation pack	1

* manufactured with natural rubber latex

** not manufactured with natural rubber latex